

DAS MODUL MONO XSC

DMMXSC395 | DMMXSC400 | DMMXSC405 | DMMXSC410

Soluxtec introduces the latest generation of Photovoltaic Modules with M10 solar cells with highest technical requirements.











In line with the high standards set by the product-line "Soluxtec DAS MODUL" and with the vision of "Gaining more with less" Soluxtec has chosen a new soldering technology and improved performance ratio to develop a Module with an efficiency of more than 21%

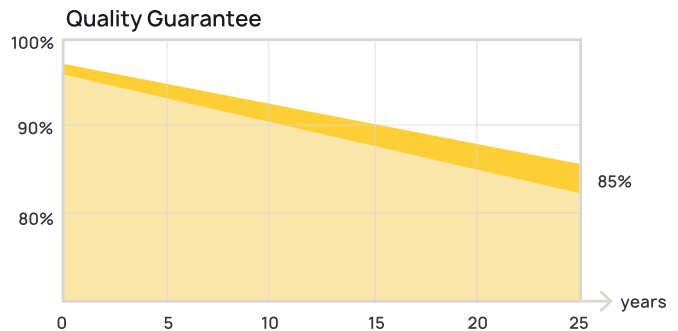
This efficiency has been attained by micro-gap soldering with 108 half-cut solar cells produced out of Gallium doped silicon wafers and a compact Module-matrix.



"Gaining more with less", means achieving this output with only 54 M10 solar cells compared to the current Soluxtec modules with 60 solar cells.

This latest generation offers high aesthetic appearance with specially curated frame. Despite bigger solar cells, still an attractive dimension and weight of the final product. It is the most optimal solution out of the Soluxtec Portfolio for residential and commercial solutions.

Features

-  PID Safe
-  1500V
-  Ammonia Resistant
-  Mono PERC SE M10 Cells
MICRO GAP SOLDERING TECHNOLOGY
-  Gallium Doped Wafers for best LID Performance
-  Easy to handle & No sharp sides
-  100% EL Quality Control
-  8100 Pa Max test load
-  Excellent thermal properties
-  Positive sorting 0 / + 4,99 Wp



-  25 years product warranty
-  25 years linear performance warranty

Certifications



DAS MODUL MONO XSC

DMMXSC395 | DMMXSC400 | DMMXSC405 | DMMXSC410

Electrical Parameters under STC Conditions

(1000 W/m², 25°C +/- 2°C, AM=1,5 according to IEC 60904_3)

Model	DMMXSC395	DMMXSC400	DMMXSC405	DMMXSC410
Maximum PowerPoint (Pmax)*	395	400	405	410
Open Circuit Voltage (Voc)	37,15	37,38	37,62	37,86
Short Circuit Current (Isc)	13,86	13,91	13,97	14,03
Maximum Power Voltage (Vmpp)	30,10	30,32	30,56	30,80
Maximum Power Current (Impp)	13,13	13,20	13,27	13,34
Module Efficiency (%)	20,48	20,74	21,01	21,29
Power Tolerance (Wp)	0 - 4,99 Wp			
Temperature coefficient TCisc	+ 0,05%/°C			
Temperature coefficient TCvoc	- 0,280 %/°C			
Temperature coefficient TCPmpp	- 0,350 %/°C			

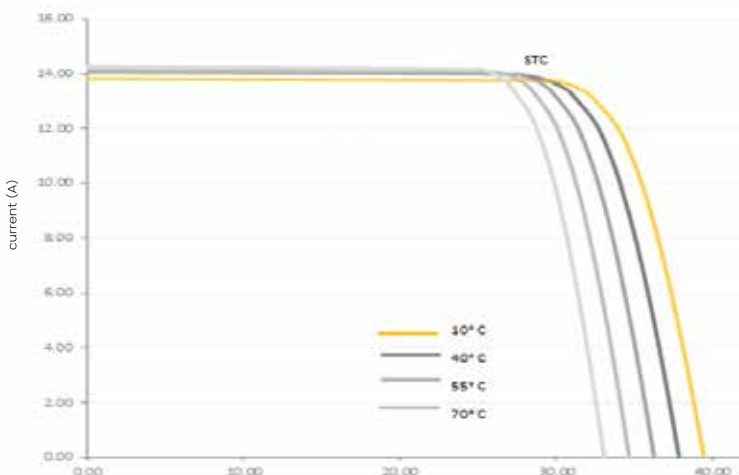
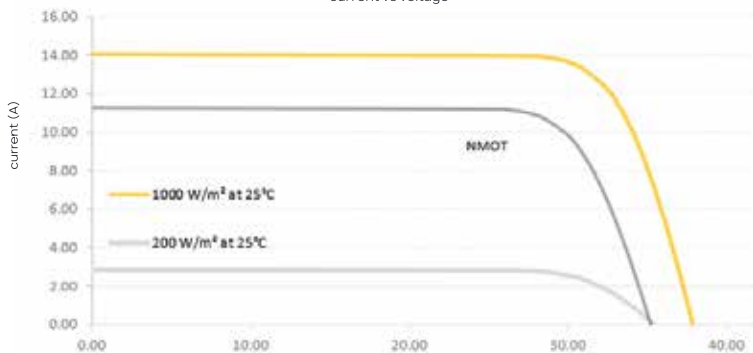
*Power measurement of flasher unit +/- 3%

Electrical Parameters under NMOT conditions

(800 W/m²; NMOT, AM=1,5)

Model	DMMXSC395	DMMXSC400	DMMXSC405	DMMXSC410
Maximum PowerPoint (Pmax)	292	296	300	304
Open Circuit Voltage (Voc)	34,55	34,77	35,01	35,25
Short Circuit Current (Isc)	11,09	11,13	11,18	11,23
Maximum Power Voltage (Vmpp)	27,80	28,02	28,26	28,50
Maximum Power Current (Impp)	10,51	10,57	10,62	10,68

current vs voltage



Operating Conditions

Max. Operating Voltage:	1500 Vdc
Protection Class:	Class II
Operating T° range:	-40°C ... +85°C
Max. Reverse Current:	25 A
STC 25°C:	+/- 2°C
NMOT 45°C:	+/- 2°C
Design load + (snow):	5400 PA
Maximum test load +:	8100 PA*
Design load- (wind):	1600 PA
Maximum test load-:	2400 PA*

*safety factor 1,5

Mechanical Properties

Dimensions:	1722 x 1133 x 35 mm
Weight:	21 kg +/- 3 %
Cell:	(108 half cut) 54 Mono PERC SE 10BB
Junction Box:	IP 68, 3 diodes potted
Connectors:	MC4 Evo2 or Compatible
Cables:	2 x 1200mm
Solar Glass front:	3,2 mm tempered ARC


Packaging

Per Pallet:	30 modules
Per Truck:	28 pallets

Certifications

IEC 61215, EN 61730, IEC61701, IEC62804, IEC62716,
LVD 2014/35/EU, EMC 2014/30/EU

Mechanical Specification



Photovoltaik
Made in Germany

Geschäftsführer:
Tim Leutert

Registergericht:
Amtsgericht Wittlich

Registernr:
HRB 41318

St.Nr. 10/657/1281/3
Ust.ID DE 270734817

This data sheet complies with the requirement of EN 50380. Soluxtec GmbH reserves the right to make specification changes without prior notice. (2020)

Disclaimer - For final product all specifications and data may be subject to change to improve reliability, function or design or otherwise.